WORKSHEET / AGES 4-7

Build a Ten

Draw dots in the empty squares. Fill each ten-frame.

Name: _____

1

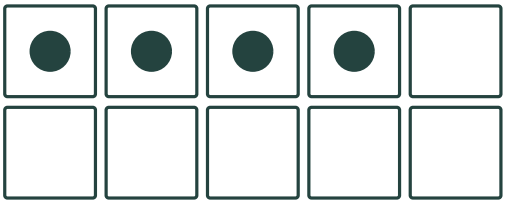

4 + ____ = 10

2

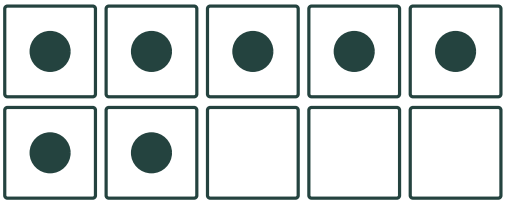

7 + ____ = 10

3

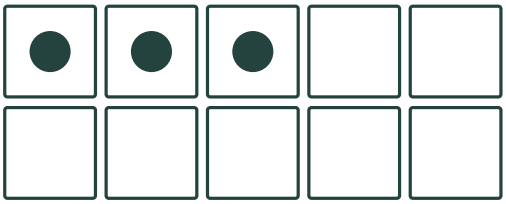

3 + ____ = 10

4



8 + ____ = 10

Talk, point or write. An adult can read the instructions.

Build a Ten

For a grown-up: use after the child has tried the activity.

1. Add 6 dots: 4 + 6 = 10.
2. Add 3 dots: 7 + 3 = 10.
3. Add 7 dots: 3 + 7 = 10.
4. Add 2 dots: 8 + 2 = 10.

Keep it playful: ask the child to explain one answer. Different drawings and spoken responses are welcome where shown.