Busy blossom bee

Draw lightly. Erase hidden lines as you add each shape.

Name: _____ Date: _____

1. Start with these shapes.

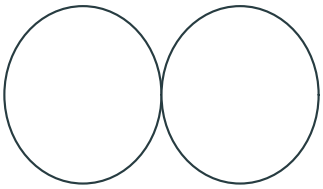

2. Add the next big shapes.

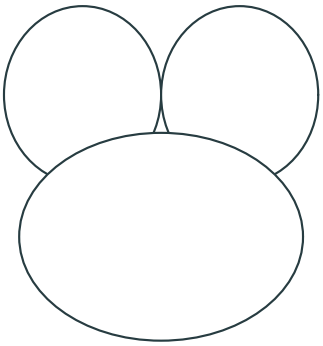

3. Add the smaller shapes.



4. Finish the details.



Busy blossom bee

Your turn! Use the big space to draw your own version.

Add flowers for the bee to visit.

Every drawing can look a little different. Keep practising!