Birthday layer cake

Draw lightly. Erase hidden lines as you add each shape.

Name: _____ Date: _____

1. Start with these shapes.



2. Add the next big shapes.



3. Add the smaller shapes.

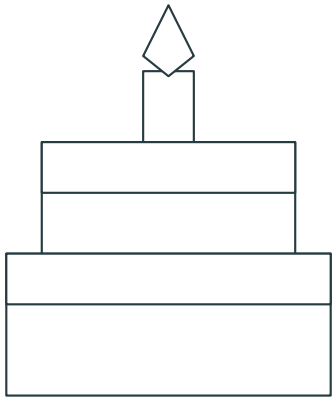

4. Finish the details.

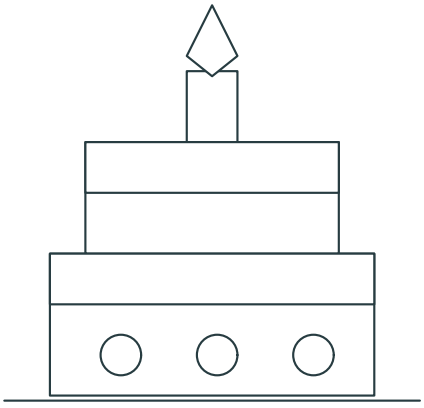

Birthday layer cake

Your turn! Use the big space to draw your own version.

Add a birthday decoration.

Every drawing can look a little different. Keep practising!