CRAFT / AGES 4-7

Repeating Paper Chain

Make a colourful pattern with paper loops.

YOU WILL NEED

Crayons, child-safe scissors and paper tape.

An adult must supervise cutting. Use child-safe scissors.

1

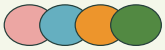

Colour strips in an A-B pattern: two colours, alternating.

2

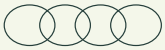

Ask an adult to help cut out the six strips.

3

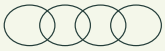

Curve strip 1 into a loop. Overlap its ends and tape them.

4

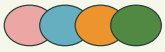

Pass the next strip through the loop. Tape its ends. Repeat with all strips.

Point along your chain and say your repeating colour pattern.

Repeating Paper Chain

PRINTABLE TEMPLATE | Print at 100%. Cut outer outlines. Dashed marks: tape overlap.

1	tape
2	tape
3	tape
4	tape
5	tape
6	tape

Overlap the short ends to make each loop.