CRAFT / AGES 4-7

My Tiny Nature Book

Fold a four-page book and fill it with discoveries.

YOU WILL NEED

Crayons and child-safe scissors.

An adult must supervise cutting. Use child-safe scissors.

1

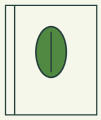

Colour and draw in the two outside panels on page 2.

2

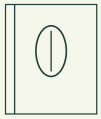

With an adult, cut around the outside rectangle. Do not cut the dashed line.

3

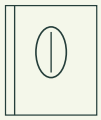

Fold along the dashed line so the cover is outside. Open your book.

4

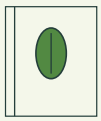

Read the cover, inside-left, inside-right and back. Draw on the blank inside.

This template makes a folded card-style book. The printed panels form its outside.

My Tiny Nature Book

PRINTABLE TEMPLATE | Print at 100%. Cut outer outlines only. Dashed lines: fold.

BACK COVER

Draw one thing you want to explore next.

MY NATURE BOOK

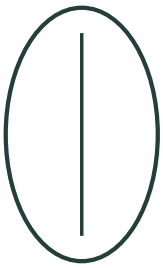

Made by:

_____

Fold the two panels together with the print facing out. Open it to find two blank inside pages for drawings.